

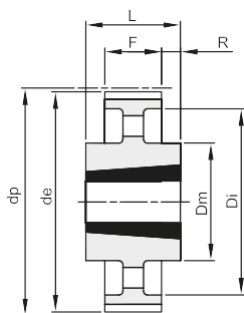


ШКИВЫ ЗУБЧАТЫЕ - ISO 5294 ДЛЯ КОНИЧЕСКИХ ВТУЛОК ТАПЕРБУШ

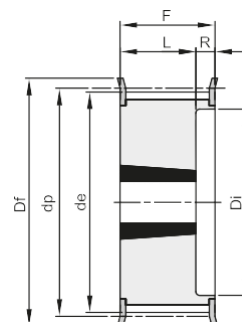
H 100

Шаг 1/2" (12,7mm)

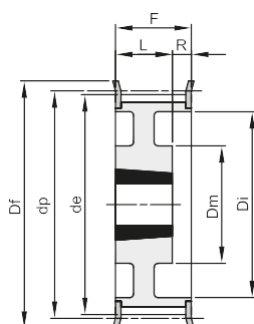
Для ремней шириной 1" (25,4mm)



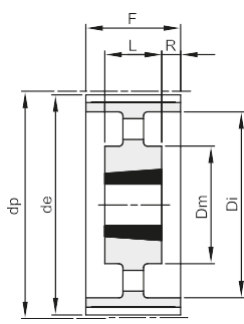
14



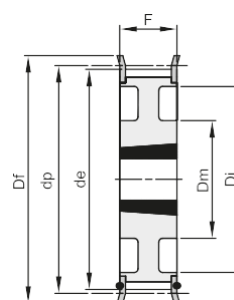
16 F



17 F



20



21 F

Материал: Сталь (St)
Материал: Чугун (GG)

Описание	Артикул	Тип	Материал	Число зубьев	Втулка	Макс отверстие	dp	de	Df	Dm	Di	F	L	R	n° фланец	Вес, kg
TL 16 H 100	22100016EMT	16F	St	16	1108	28	64,68	63,31	71		45	31,0	22,0	9,0	311	0,42
TL 18 H 100	22100018EMT	16F	St	18	1210	32	72,77	71,39	79		52	31,0	25,0	6,0	313	0,49
TL 19 H 100	22100019EMT	16F	St	19	1210	32	76,81	75,44	83		56	31,0	25,0	6,0	314	0,62
TL 20 H 100	22100020EMT	16F	St	20	1210	32	80,85	79,48	87		60	31,0	25,0	6,0	315	0,73
TL 21 H 100	22100021EMT	16F	St	21	1210	32	84,89	83,52	91		64	32,0	25,0	7,0	316	0,80
TL 22 H 100	22100022EMT	16F	St	22	1210	32	88,94	87,56	93		67	32,0	25,0	7,0	317	0,94
TL 23 H 100	22100023EMT	16F	St	23	1610	42	92,98	91,61	97		70	32,0	25,0	7,0	318	0,97
TL 24 H 100	22100024EMT	16F	St	24	1610	42	97,02	95,65	103		73,5	32,0	25,0	7,0	320	1,05
TL 25 H 100	22100025EMT	16F	St	25	1610	42	101,06	99,69	106		77	32,0	25,0	7,0	321	1,10
TL 26 H 100	22100026EMT	16F	St	26	1610	42	105,11	103,73	111		82	32,0	25,0	7,0	322	1,20
TL 27 H 100	22100027EMT	16F	St	27	1610	42	109,15	107,78	115		85	32,0	25,0	7,0	323	1,35
TL 28 H 100	22100028EMT	16F	St	28	1610	42	113,19	111,82	119		90,5	32,0	25,0	7,0	325	1,50
TL 30 H 100	22100030EMT	16F	St	30	1610	42	121,28	119,90	127		98	32,0	25,0	7,0	327	1,78
TL 32 H 100	22100032EMT	17F	St	32	1610	42	129,36	127,99	135	90	106	32,0	25,0	7,0	328	2,05
TL 36 H 100	22100036EMT	17F	St	36	1610	42	145,53	144,16	152	92	121	32,0	25,0	7,0	334	2,80
TL 40 H 100	22100040EMT	17F	St	40	1610	42	161,70	160,33	168	92	138	32,0	25,0	7,0	338	3,65
TL 44 H 100	22100044EMT	21F	St	44	2012	50	177,87	176,50	184	106	152	32,0	32,0		339	3,86
TL 48 H 100	22100048EMT	21F	St	48	2012	50	194,04	192,67	200	106	169	32,0	32,0		342	4,20
TL 60 H 100	22100060EMT	20	GG	60	2012	50	242,55	241,18		106	223	34,0	32,0	1,0		3,76
TL 72 H 100	22100072EMT	20	GG	72	2012	50	291,06	289,69		106	270	34,0	32,0	1,0		4,88
TL 84 H 100	22100084EMT	20	GG	84	2012	50	339,57	338,20		106	318	34,0	32,0	1,0		6,12
TL 96 H 100	22100096EMT	14	GG	96	2517	60	388,08	386,71		119	366	34,0	45,0	5,5		7,95
TL 120 H 100	22100120EMT	14	GG	120	2517	60	485,10	483,73		119	462	34,0	45,0	5,5		10,05